



BALANCER - HEEL POST MODULE



The BALANCER is the perfect solution to quickly add a heel post or platform to a foot orthotic. After glueing to the orthotic's shell it needs to be ground down evenly, both medially and laterally for a neutral post. To simplify this, indicators were laterally and medially cut into the BALANCER. The upper edge of the bottom indicator marks a reduction of 2 mm and the upper edge of the upper indicator marks a reduction of 4 mm.


The BALANCER can further be used to compensate leg length discrepancies. Eversion or inversion posts affect the position of the heel which helps to re-align pathological postures of the foot / ankle / knee / hip joints. The BALANCER's medial and lateral indicators help achieving a precise correction.

THE BALANCER IS RECOMMENDED TO BE
USED WITH THE FOLLOWING PERPEDES
FOOT ORTHOTICS

DAILY LINE
SOLEUTION LINE
CALCA LINE
ACRYLIC LINE

PRODUCT FACTS

Size range: (35) 36 - 47 (48)
Weight: 20g / unit
Material: Thermoplastic polyurethane (TPU)

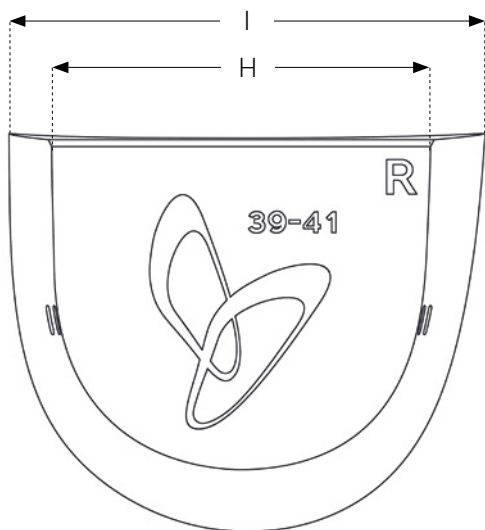
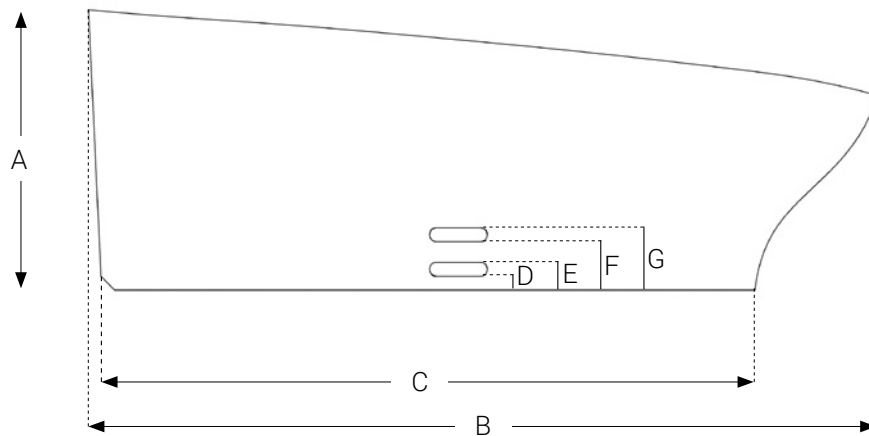


BALANCER - HEEL POST MODULE

ITEM NO.	DESCRIPTION	SIZE RANGE	SELLING UNIT
SH60	BALANCER - HEEL POST MODULE	36 - 38*	10 / 50 pairs
SH61	BALANCER - HEEL POST MODULE	39 - 41	10 / 50 pairs
SH62	BALANCER - HEEL POST MODULE	42 - 44	10 / 50 pairs
SH63	BALANCER - HEEL POST MODULE	45 - 47**	10 / 50 pairs

* applicable from size 35 ** applicable also up to size 48

TECHNICAL DATA




DIMENSIONS

in mm	SH60	SH61	SH62	SH63
A Height of BALANCER	20	20	20	20
B Length of BALANCER	53	57	61	65
C Length of base	43	47	51	55
D Lower mark at bottom	1	1	1	1
E Lower mark at top	2	2	2	2
F Upper mark at bottom	3	3	3	3
G Upper mark at top	4	4	4	4
H Width of base	51	54	57	60
I Width of BALANCER	64	68	72	76

CUSTOMIZATION

The BALANCER heel post module has been designed to quickly create a neutral / inversion / eversion post or platform for the heel to align foot and / or leg deformities. In addition, the BALANCER is made of TPU (thermoplastic polyurethane), that provides a long lasting dimensional stability that cannot be achieved with EVA foams commonly used for heel posts in orthopedic workshops.



NEUTRAL POSTING, DIFFERENCE IN LEG LENGTH, AFFLICTIONS OF THE ACHILLES TENDON

The BALANCER is the perfect solution to quickly create a neutral post and platform for the heel. It needs to be ground down evenly, both medially and laterally. The BALANCER can further be adjusted to compensate a difference in leg length of max. 4 mm. Thicker heel lifts can be built up with dense EVA material onto the BALANCER's sanded and even platform.



EVERSION / INVERSION POSTING, VARUS / VALGUS DEFORMITIES OF THE HEEL, DEFORMITIES (ARTHROSIS) OF THE ANKLE, KNEE AND HIP JOINTS

With the help of the BALANCER, the position of the heel is re-aligned so that possible malpostures of foot / ankle / knee / hip joints can be positively affected. For this purpose, the BALANCER must be ground down either medially or laterally on one side more than on the other (depending on the required result). The medial and lateral indicators in the material help achieving this. See table „DIMENSIONS“ for details.

PROCESSING INSTRUCTIONS BALANCER - HEEL POST MODULE


1.

5.



The BALANCER needs to have an even and stable stand on the ground.

4.




Grind down either evenly, or medially or laterally on one side more than on the other (depending on the required result), use the indicators. After that finely trim the lateral surfaces.


39



Place the BALANCER in its correct size and side under the orthotic and mark position at the front edge.



Apply a thin film of contact adhesive, suitable for TPU material. Then, leave to air dry.



Place the BALANCER onto the orthotic's base in the marked position and firmly press it on.

A large, light gray watermark of a stylized logo is centered on the page. The logo consists of several thick, curved lines that form a complex, abstract shape, possibly representing a stylized letter or a brand mark. The lines are smooth and rounded, creating a sense of fluidity and movement.

WWW.PERPEDES.COM

Order and Support:
Perpedes Canada Inc.
480 University Ave, Suite 1500
Toronto, ON M5G 1V2
Canada
www.perpedes.com
info@perpedes.com

Return address:
G.L.P. Graupis Leather Products Ltd.
c/o Perpedes Canada Inc.
7-14500 Morris Valley Road
Harrison Mills, BC, V0M 1A1
Canada